


# Maintenance manual





# General maintenance instructions for stainless steel products

- Many ordinary products are suitable for cleaning and care. We also offer you a range of recommended cleaning and maintenance products in our online shop at [www.suter.ch](http://www.suter.ch)
- Before using a detergent, always check the instructions and intended purpose on the packaging.
- Some of our surfaces have an easy to clean and anti-fingerprint coating. The colourless and transparent coating is UV resistant, food safe and water and dirt repellent. The use of detergents with polishing additives or an abrasive, scrubbing, scratching effect **should be avoided**. These lead to damage of the coating.
- Cosmetic soaps (hand soaps) can cause stains and corrosion damages to stainless steel.
- Basically, detergents with good scrubbing properties (abrasive bodies) should be avoided. If at all, they should solely be used selectively in exceptional cases.
- The smoother the surface structure is, the easier maintenance will be. If you clean matt products, please always do so in grinding direction of the surface structure.
- Hydrochloric, hydrofluoric and nitric acids will damage the surface and result in corrosion. In addition, extended exposure to products or food containing acid may cause stains. Do not under any circumstances use chemical decalcifiers, such as Durgol or Javelle water, because if used incorrectly, they may destroy the surface of the stainless steel beyond repair.

# Use of detergents for stainless steel surfaces

Detergent	Standard surfaces		
	Silk matt Finish	Broadband Finish	Swirl Finish
Household remedy (diluted vinegar, water with lemon juice)	●	●	●
Mild pH-neutral detergents <b>without</b> scrubbing, scratching or polishing components (dishwashing liquid such as Fox, Handy, etc.)	●	●	●
Cosmetic liquid soaps (hand soaps)	✗	✗	✗
Lemonstone	●	●	✗
Lemonstone Balsam	●	●	●
Detergents <b>with</b> scrubbing, scratching or polishing components (Sigolin*, Vif, Vim, Potz, etc.)	●	●	●
Strong acids, chlorine, chemical decalcifiers with hydrochloric, formic or acetic acid (Durgol, Javelle water, etc.)	✗	✗	✗
Strongly alkaline detergents	●	●	●
Plastic fleece <b>without</b> abrasive bodies, normal household cloths and sponge cloths	●	●	●
Microfibre cloth	●	●	●
NEON special fibre cloth	●	●	●
Coarse pored special sponge	●	●	●
Brushes with natural or soft plastic bristles	✗	✗	●
Cleaning sponge and cloth with abrasive coating	✗	✗	✗
Steel sponge made of stainless steel	✗	✗	✗

Please note that any wet spots should always be wiped up from all of these surfaces.

\* Please apply Sigolin to a cloth before you use it. Do not spray it directly on the surface.

In the case of failure to comply with our instructions for care, Suter Inox AG reserves the right to exclude guarantee and warranty claims ([www.suter.ch/en/terms-and-conditions](http://www.suter.ch/en/terms-and-conditions), paragraph 10.2).

● suited  
✗ not suited

# Use of detergents for stainless steel surfaces

## Detergent

## Decor finishes

	Polaris Silver	Polaris Black	Polaris Bronze	Terra
Household remedy (diluted vinegar, water with lemon juice)	●	●	●	●
Mild pH-neutral detergents <b>without</b> scrubbing, scratching or polishing components (dishwashing liquid such as Fox, Handy, etc.)	●	●	●	●
Cosmetic liquid soaps (hand soaps)	✗	✗	✗	✗
Lemonstone	✗	✗	✗	✗
Lemonstone Balsam	●	●	●	●
Detergents <b>with</b> scrubbing, scratching or polishing components (Sigolin*, Vif, Vim, Potz, etc.)	✗	✗	✗	✗
Strong acids, chlorine, chemical decalcifiers with hydrochloric, formic or acetic acid (Durgol, Javelle water, etc.)	✗	✗	✗	✗
Strongly alkaline detergents	●	●	●	●
Plastic fleece <b>without</b> abrasive bodies, normal household cloths and sponge cloths	●	●	●	●
Microfibre cloth	●	●	●	●
NEON special fibre cloth	●	●	●	●
Coarse pored special sponge	●	✗	✗	●
Brushes with natural or soft plastic bristles	✗	✗	✗	✗
Cleaning sponge and cloth with abrasive coating	✗	✗	✗	✗
Steel sponge made of stainless steel	✗	✗	✗	✗

Please note that any wet spots should always be wiped up from all of these surfaces.

\* Please apply Sigolin to a cloth before you use it. Do not spray it directly on the surface.

In the case of failure to comply with our instructions for care, Suter Inox AG reserves the right to exclude guarantee and warranty claims ([www.suter.ch/en/terms-and-conditions](http://www.suter.ch/en/terms-and-conditions), paragraph 10.2).

● suited  
✗ not suited

# Use of detergents for stainless steel surfaces

Detergent	Special finishes						
	IceDesign™	Polar Look	Xrange Ice	Xrange Finline	Used Look	Silk Look	Hot-rolled
Household remedy (diluted vinegar, water with lemon juice)	●	●	●	●	●	●	●
Mild pH-neutral detergents <b>without</b> scrubbing, scratching or polishing components (dishwashing liquid such as Fox, Handy, etc.)	●	●	●	●	●	●	●
Cosmetic liquid soaps (hand soaps)	✗	✗	✗	✗	✗	✗	✗
Lemonstone	●	✗	●	✗	●	✗	✗
Lemonstone Balsam	●	●	●	●	●	●	●
Detergents <b>with</b> scrubbing, scratching or polishing components (Sigolin*, Vif, Vim, Potz, etc.)	●	✗	●	✗	●	✗	✗
Strong acids, chlorine, chemical decalcifiers with hydrochloric, formic or acetic acid (Durgol, Javelle water, etc.)	✗	✗	✗	✗	✗	✗	✗
Strongly alkaline detergents	●	●	●	●	●	●	●
Plastic fleece <b>without</b> abrasive bodies, normal household cloths and sponge cloths	●	●	●	●	●	●	●
Microfibre cloth	●	●	●	●	●	●	●
NEON special fibre cloth	●	●	●	●	●	●	●
Coarse pored special sponge	●	●	●	●	●	●	●
Brushes with natural or soft plastic bristles	✗	✗	✗	✗	●	●	✗
Cleaning sponge and cloth with abrasive coating	✗	✗	✗	✗	✗	✗	✗
Steel sponge made of stainless steel	✗	✗	✗	✗	✗	✗	✗

Please note that any wet spots should always be wiped up from all of these surfaces.

\* Please apply Sigolin to a cloth before you use it. Do not spray it directly on the surface.

In the case of failure to comply with our instructions for care, Suter Inox AG reserves the right to exclude guarantee and warranty claims ([www.suter.ch/en/terms-and-conditions](http://www.suter.ch/en/terms-and-conditions), paragraph 10.2).

● suited  
✗ not suited

# Use of detergents for stainless steel surfaces

## Detergent

## Special finishes with coating

	BlackRange Industrial	BlackRange Passion	Silk Look sTec	Hot-rolled sTec	Xrange Finline sTec
Household remedy (diluted vinegar, water with lemon juice)	✗	✗	✗	✗	✗
Mild pH-neutral detergents <b>without</b> scrubbing, scratching or polishing components (dishwashing liquid such as Fox, Handy, etc.)	●	●	●	●	●
Cosmetic liquid soaps (hand soaps)	●	●	●	●	●
Lemonstone	✗	✗	✗	✗	✗
Lemonstone Balsam	✗	✗	✗	✗	✗
Detergents <b>with</b> scrubbing, scratching or polishing components (Sigolin*, Vif, Vim, Potz, etc.)	✗	✗	✗	✗	✗
Strong acids, chlorine, chemical decalcifiers with hydrochloric, formic or acetic acid (Durgol, Javelle water, etc.)	✗	✗	✗	✗	✗
Strongly alkaline detergents	✗	✗	✗	✗	✗
Plastic fleece <b>without</b> abrasive bodies, normal household cloths and sponge cloths	●	●	●	●	●
Microfibre cloth	✗	✗	✗	✗	✗
NEON special fibre cloth	✗	✗	✗	✗	✗
Coarse pored special sponge	✗	✗	✗	✗	✗
Brushes with natural or soft plastic bristles	✗	✗	✗	✗	✗
Cleaning sponge and cloth with abrasive coating	✗	✗	✗	✗	✗
Steel sponge made of stainless steel	✗	✗	✗	✗	✗

Please note that any wet spots should always be wiped up from all of these surfaces.

\* Please apply Sigolin to a cloth before you use it. Do not spray it directly on the surface.

In the case of failure to comply with our instructions for care, Suter Inox AG reserves the right to exclude guarantee and warranty claims ([www.suter.ch/en/terms-and-conditions](http://www.suter.ch/en/terms-and-conditions), paragraph 10.2).

● suited  
✗ not suited







## Please also note

- Always remove any wet spots and detergents or polishes immediately, and rinse thoroughly with clear water.
- Decalcification is an aggressive process. Only decalcify locally and if required. Pay attention to the concentration and exposure times, and rinse thoroughly and wipe dry afterwards.
- Film or extraneous rust is created by the accumulation of iron or steel rust, which gets onto the stainless steel by air or water. Therefore, please ensure that when using steel wool or spatulas they are not left lying on the surface.
- Do not place hot pans or pots on the stainless steel surface. Extreme heat can change the product surface, even damage and/or discolour it.

### Tip

Our Inox Pad as well as Flua and Maro, our two silicone drip mats, not only look good but also protect our surfaces against damage from hot pans.

They are available in our online shop at [www.suter.ch](http://www.suter.ch)



# Use of detergents for stainless steel sinks and black valve components









Detergent	Surface finish		Black valve components
	Matt	Shining	Plunger, valve goblet, sieve insert, overflow cover and overflow cap
Household remedy (diluted vinegar, water with lemon juice)	●	●	✗
Mild pH-neutral detergents <b>without</b> scrubbing, scratching or polishing components (dishwashing liquid such as Fox, Handy, etc.)	●	●	●
Cosmetic liquid soaps (hand soaps)	✗	✗	●
Lemonstone	●	●	✗
Lemonstone Balsam	●	●	✗
Detergents <b>with</b> scrubbing, scratching or polishing components (Sigolin*, Vif, Vim, Potz, etc.)	✗	✗	✗
Strong acids, chlorine, chemical decalcifiers with hydrochloric, formic or acetic acid (Durgol, Javelle water, etc.)	✗	✗	✗
Strongly alkaline detergents	✗	✗	✗
Plastic fleece <b>without</b> abrasive bodies, normal household cloths and sponge cloths	●	●	●
Microfibre cloth	●	●	✗
NEON special fibre cloth	●	●	✗
Coarse pored special sponge	●	●	✗
Brushes with natural or soft plastic bristles	✗	✗	✗
Cleaning sponge and cloth with abrasive coating	✗	✗	✗
Steel sponge made of stainless steel	✗	✗	✗

Please note that any wet spots should always be wiped up from all of these surfaces. \* Please apply Sigolin to a cloth before you use it. Do not spray it directly on the surface.

In the case of failure to comply with our instructions for care, Suter Inox AG reserves the right to exclude guarantee and warranty claims ([www.suter.ch/en/terms-and-conditions](http://www.suter.ch/en/terms-and-conditions), paragraph 10.2).

● suited  
✗ not suited

# Care instructions for Schock granite sinks

	<b>Stain type</b>	<b>Detergent</b>
	Coffee, tea, residue of colouring food such as curry, mustard, ketchup, food colouring or blood	Soapy water and granite sink erasing sponge, or use granite sink brightener; follow the package instructions and rinse thoroughly after use.
	Grease, fat and oil residue	Let concentrated soapy water (1 part washing up liquid and 2 parts water) soak in, remove with a cloth and rinse.
	Limescale and soap deposits, water spots	Removal using special granite sink lime-incrustation decalcifier
	Greasy residues from pans	Soapy water and soft sponge
	Metal abrasion, e. g. from pots, cutlery, etc.	Moisten granite sink dirt eraser, and remove metal abrasion applying slight pressure
	Rust spots (film or extraneous rust)	Using commercially available rust removers
	Pens, varnish or glue residue	White spirit for cleaning or lighter fluid and soft, lint-free cloth
	Dried-on milk or starch residue	Soapy water and erasing sponge

In the case of failure to comply with our instructions for care, Suter Inox AG reserves the right to exclude guarantee and warranty claims ([www.suter.ch/en/terms-and-conditions](http://www.suter.ch/en/terms-and-conditions), paragraph 10.2).





# Care instructions for taps, dispensers and pull-up knobs

**For surfaces: chrome, stainless steel, stainless steel finish, PVD, powder coated, varnished**

- Clean taps, dispensers and pull-up knobs with a damp cloth after every use, and dry with a soft, clean cloth. Do not hang cleaning cloths over the tap.
- Decalcification is an aggressive process. Only decalcify locally and if required. Pay attention to the concentration and exposure times, and rinse thoroughly with cold water and wipe dry afterwards.
- Never spray detergent directly, always dilute and put onto a cleaning cloth, then clean. Always rinse with cold water and dry with a clean cloth.
- Use detergents that are material compatible and expressly intended for this purpose and follow the instructions on the packaging.
- Dispensers should be cleaned after every third filling. Place the pump in warm water for 10 mins and then rinse.



# Use of detergents for taps, dispensers and pull-up knobs

Detergent	Taps, dispensers and pull-up knobs
	For surfaces: chrome, stainless steel, stainless steel finish, PVD, powder coated, varnished
Household remedy (diluted vinegar, water with lemon juice)	✗
Mild pH-neutral detergents <b>without</b> scrubbing, scratching or polishing components (dishwashing liquid such as Fox, Handy, etc.)	●
Cosmetic liquid soaps (hand soaps)	✗
Lemonstone	✗
Lemonstone Balsam	✗
Detergents <b>with</b> scrubbing, scratching or polishing components (Sigolin*, Vif, Vim, Potz, etc.)	✗
Strong acids, chlorine, chemical decalcifiers with hydrochloric, formic or acetic acid (Durgol, Javelle water, etc.)	✗
Strongly alkaline detergents	✗
Plastic fleece <b>without</b> abrasive bodies, normal household cloths and sponge cloths	●
Microfibre cloth	✗
NEON special fibre cloth	✗
Coarse pored special sponge	✗
Brushes with natural or soft plastic bristles	✗
Cleaning sponge and cloth with abrasive coating	✗
Steel sponge made of stainless steel	✗

Please note that any wet spots should always be wiped up from all of these surfaces. \* Please apply Sigolin to a cloth before you use it. Do not spray it directly on the surface.

In the case of failure to comply with our instructions for care, Suter Inox AG reserves the right to exclude guarantee and warranty claims ([www.suter.ch/en/terms-and-conditions](http://www.suter.ch/en/terms-and-conditions), paragraph 10.2).

● suited  
✗ not suited



# Cleaning and care products



Cleaning and polishing stone  
lemonstone with special sponge

300g

Art. 40.001.554

**CHF 23.–**



Cleaning and polishing stone  
lemonstone with special sponge

500g

Art. 40.001.555

**CHF 28.–**



Cleaning and polishing stone  
lemonstone with special sponge

800g

Art. 40.001.556

**CHF 33.–**



Lemonstone Balsam  
with special sponge

200 ml

Art. 40.001.557

**CHF 18.–**



Lemonstone Balsam  
with special sponge

500 ml

Art. 40.001.558

**CHF 28.–**



Microfibre cloth  
in a three pack

30 x 30 cm

Art. 40.001.551

**CHF 29.–**

Prices excl. VAT



Special fibre cloth  
in a three pack

45 x 60 cm

Art. 40.001.553

**CHF 46.–**



Special sponge

6 x 6 x 10 cm

Art. 40.001.559

**CHF 2.–**



Cleaning set Plus  
with lemonstone, special sponge and  
special fibre cloth

500 g

Art. 40.001.548

**CHF 36.–**




Cleaning set Maxi  
with Lemonstone Balsam, special sponge  
and special fibre cloth

500 ml

Art. 40.001.549

**CHF 43.–**



Cleaning set Easy Care for granite sinks  
with Balsam, decalcifier and eraser sponges

Bottle per 250 ml

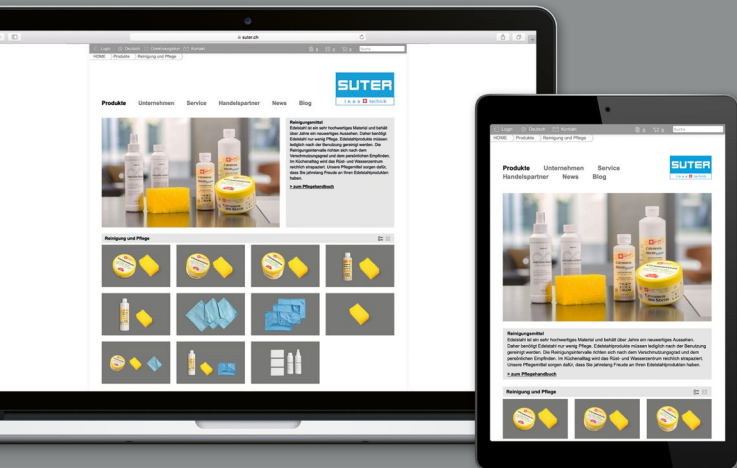
Art. 40.001.509

**CHF 41.–**

Prices excl. VAT

# Buy cleaning and care products directly online.

[www.suter.ch](http://www.suter.ch)



**Suter Inox AG**  
Schachenstrasse 20  
CH-5116 Schinznach-Bad

Tel. +41 56 463 63 33

[suter@suter.ch](mailto:suter@suter.ch)  
[www.suter.ch](http://www.suter.ch)

**Customer service:**  
Tel. +41 56 463 66 66  
[kundendienst@suter.ch](mailto:kundendienst@suter.ch)



# SUTER

i n o x + technik