

## BORA S Pure PURSA

[> Web link](#)**Brief description**

Induction cooktop with extraction system

**Mode of operation**

Exhaust air

**Article no.**

40.002.413.00

**VRG**

5.56

**Price CHF**

2124.- O excl. VAT

**Product description****BORA induction cooktop with integrated cooktop extractor (Exhaust air) PURSA****Technical data****Supply voltage**

400 V 2N /3N

230 V

**Frequency**

50 Hz

**Maximum power consumption**

7,25 kW

**Fuse protection / power connection**

3 x 16 A

2 x 16 A

**Equipment mass (without duct connections)**

580 x 515 x 199 mm

**Weight (incl. accessories / packaging)**

18.3 kg

**Material surface**

SCHOTT CERAN

**Cooktop****Induction cooking zone front (left / right)**

ø 95 mm / ø 210 mm

400 W / 2300 W

**Power level**

600 W / 3000 W

**Induction cooking zone rear (left / right)**

ø 140 mm / ø 175 mm

900 W / 1400 W

**Power level**

1350 mm / 2100 W

**Power levels**

1 - 9, P

**Extraction system**

Maximum air volume

608 m³ / h

Power levels

1 - 9, P

**Drain side connection**

BORA Ecotube, 245 x 89 mm

**Product description****Cooktop**

Power level for every cooking zone

Timer cooking zones

Timer

Residual heat indicator

Pot detection

Pause function

Keep warm function

Child safety

Safety switch off

Demo mode

**Extraction system**

sControl operation

Power level

Automatic extraction control

Follow-up automatic system

## BORA S Pure PURSA

[> Web link](#)

Cleaning lock  
Mains power socket front  
Exhaust air duct length max. 6 m

### Scope of delivery

Induction cooktop with integrated cooktop extraction - PURSA exhaust air  
Inlet nozzle, PUED, black  
Stainless steel grease filter PUEF  
Operating and installation instructions  
Sealing strip  
Height adjustment plate set  
Housing cover mains connection  
Mounting accessories for mains connection  
Channel connector flat EFV

### Planning guidelines

Ensure adequate ventilation below the hob  
Note that for induction hobs, induction-capable cooking utensils must be used.  
The connection cable must be provided by the customer.

Front mains socket

Planning guidelines: With these appliances, the duct connection is designed for the BORA Ecotube duct system. To connect BORA Ecotube (connection 245 x 89 mm) with Naber connections (222 x 89 mm), an adapter (EFA, 40.001.779.00) is available / can be ordered separately.

## Accessory

You can find the complete range of accessories here [> Weblink](#)

Optional accessories



40.001.767.00 / CHF 97.-  
BORA socket USTJ




40.002.034.00 / CHF 135.-  
BORA socket USTJAB  
All Black



40.002.075.00 / CHF 399.-  
Air purifier box PULB



40.002.077.00 / CHF 81.-  
Air cleaning box  
telescopic pull-out  
PULBTA



40.002.157.00 / CHF 164.-  
Side rails for hob depth  
515 mm USL515



40.002.158.00 / CHF 261.-  
Side rails for hob depth  
515 mm All Black ULB  
USL515AB

## Other Articles

You can find additional articles here [> Weblink](#)



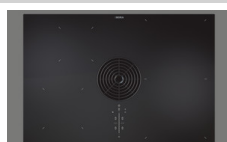
40.002.958.00 / CHF 3985.-  
BORA X Pure Rough  
PUXU2R



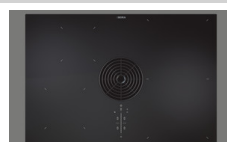
40.002.955.00 / CHF 3593.-  
BORA X Pure PUXA2



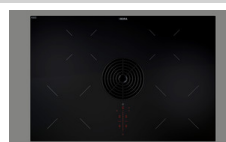
40.002.956.00 / CHF 3759.-  
BORA X Pure PUXU2




40.002.759.00 / CHF 3068.-  
BORA M Pure PURMA




40.002.760.00 / CHF 3234.-  
BORA M Pure PURMU




40.002.065.00 / CHF 2713.-  
BORA Pure PURA



40.002.066.00 / CHF 2879.-  
BORA Pure PURU



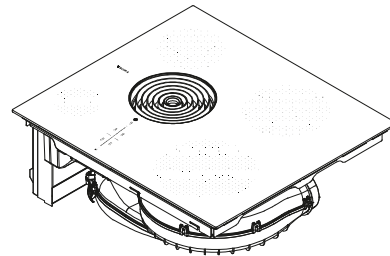
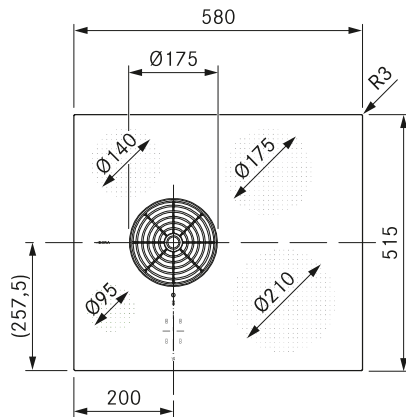
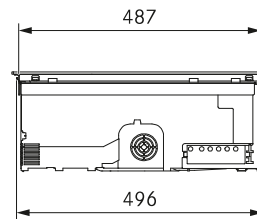
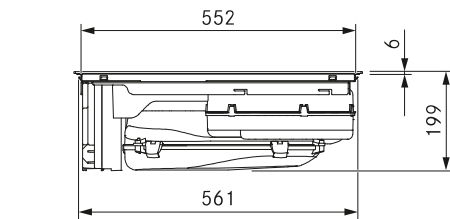
40.002.413.00 / CHF 2124.-  
BORA S Pure PURSA



40.002.390.00 / CHF 2290.-  
BORA S Pure PURSU

# PURSA

BORA S Pure induction cooktop with integrated cooktop extractor - Exhaust air



## Technical data

Multiphase supply voltage	380 – 415 V 2N/3N
Front left cooking zone output	400 W
Single-phase supply voltage	220 – 240 V
Frequency	50 / 60 Hz
Three-phase power supply/fuse protection	3 x 16 A (standard connection)
Two-phase power supply/fuse protection	2 x 16 A
Single-phase power supply/fuse protection	1 x 32 A (1 x 20 A / 1 x 16 A)
Dimensions (width x depth x height)	580 x 515 x 199 mm
Weight (incl. accessories/packaging)	18,3 kg
Surface material	Glass ceramic
Cooktop extractor power levels	1 – 9, P
Cooktop power levels	1 – 9, P
duct connection	BORA Ecotube
Front right cooking zone output	2300 W
Rear left cooking zone output	900 W
Rear right cooking zone output	1400 W
Front left cooking zone power setting output	600 W
Front right cooking zone power setting output	3000 W
Rear left cooking zone power setting output	1350 W
Rear right cooking zone power setting output	2100 W
Front left cooking zone size	Ø 95 mm
Front right cooking zone size	Ø 210 mm
Rear left cooking zone size	Ø 140 mm
Rear right cooking zone size	Ø 175 mm
Rear right cooking zone size	Ø 175 mm

## Product description

- Intuitive sControl control
- Minimum volume
- Simple cleaning
- Integrated grease drip pan
- Optimum cooktop use
- Maximum storage space
- Ultra-compact design
- Automatic extractor control
- Large overflow tray - Collection volume 3 liters
- Coffee function

## Scope of delivery

- Induction cooktop with integrated cooktop extractor – exhaust air
- Air inlet nozzle black
- stainless steel grease filter
- operating and installation instructions
- sealing tape
- height adjustment plate set
- Housing cover power supply
- Installation accessories for the power supply

## Accessories

- Air inlet nozzle black PUED
- Air inlet nozzle greige PUEDG
- Air inlet nozzle red PUEDR
- Air inlet nozzle jade green PUEDJ
- Air inlet nozzle orange PUEDO
- Air inlet nozzle blue PUEDB
- Stainless steel grease filter PUEF
- UDB25 sealing tape
- Air purification box PULB

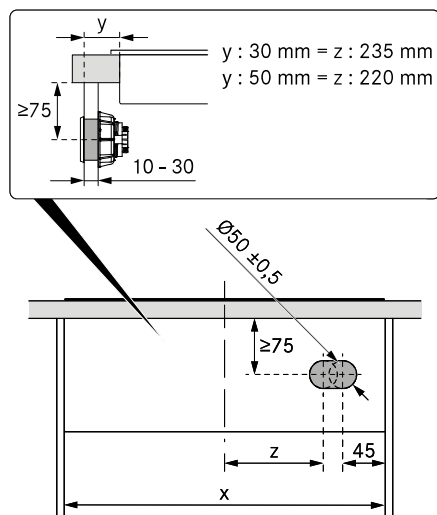
## Product- and planning instructions

- The connection cable must be provided at the installation site
- Front power socket
- The BORA Ecotube duct system is optimally tailored to the BORA cooktop extractors and guarantees 100% functionality and optimum performance
- Ensure sufficient ventilation of the area below the cooktop.
- Installation type: flush or surface-mounted
- The drawers and/or shelves in the floor unit must be removable for maintenance and cleaning purposes
- Please note that induction-compatible cookware must be used on induction cooktops
- The cooktop extractor system can be combined with all BORA sockets
- Not compatible with BORA universal extractors

# Steckdosenpositionierung

Montagehinweise zu den BORA Steckdosen

## S Pure



### Wichtiger Planungshinweis:

- Bei Verwendung einer Eingriffsleiste ist zusätzlich auf ausreichenden Abstand für die Montage der Befestigungsmutter zu achten.

## BORA UNIVERSALARTIKEL ZUBEHÖR



### USTF

BORA Steckdose Typ F



### USTFAB

BORA Steckdose Type F All Black

- Anschlussmöglichkeit für elektrische Küchenkleingeräte
- integrierte Kindersicherung
- Geeignet für DE, ES, IT, AT, LU, PT, RU, BR, SE, NL



### USTE

BORA Steckdose Typ E



### USTEAB

BORA Steckdose Typ E All Black

- Anschlussmöglichkeit für elektrische Küchenkleingeräte
- integrierte Kindersicherung
- Geeignet für FR, PL, DK, BE, CZ, SK



### USTJ

BORA Steckdose Typ J



### USTJAB

BORA Steckdose Typ J All Black

- Anschlussmöglichkeit für elektrische Küchenkleingeräte
- Geeignet für CH, LI
- Zwischenring im Lieferumfang



### USTG

BORA Steckdose Typ G



### USTGAB

BORA Steckdose Typ G All Black

- Anschlussmöglichkeit für elektrische Küchenkleingeräte
- Geeignet für UK, AE, SG
- Zwischenring im Lieferumfang



### USTL

BORA Steckdose Typ L



### USTLAB

BORA Steckdose Typ L All Black

- Anschlussmöglichkeit für elektrische Küchenkleingeräte
- Geeignet für IT, SM
- Zwischenring im Lieferumfang