

BORA X BO steam oven

[> Web link](#)

Model
BORA BORA X BO steam oven

Energy efficiency class
A

Article no.
40.002.392.00

Appliance type
Ovens

Construction
Euro Norm 60 cm

VRG
10.00

Price CHF
6795.- O excl. VAT

Highlights

- Top performance and best cooking results
- Fresh air and clear view
- Perfect design
- Simple operation
- Foldable 19-inch full-graphic touch display
- Clear view thanks to BORA Clear View automatic steam extraction before the door is opened
- BORA Smart Open - automatic door opening after BORA Clear View steam extraction
- Innovative, fully automatic cleaning of the cooking chamber
- eSwap - easy filter change from the front by simply lifting up the display flap
- Simple cleaning

Product description

Type of construction: **Euro-Norm 60 cm**
GTIN NO.: **4251731202591**

Technical data

Three-phase supply voltage: 400 V 2N
Single-phase supply voltage: 230 V
Frequency: 50 Hz
Power consumption: max. 6,1 kW
Fuse / two-phase supply: 2 x 16 A
Fuse / single-phase supply: 1 x 16 A
Dimensions (W x D x H): 598 x 580 x 599 mm
Baking chamber dimensions (W x D x H): 480 x 405 x 308 mm
Cooking chamber volume: 53 L
Slide rails: 3
Weight (including accessories/packaging): 62 kg
Weight (net): 47 kg
Surface material: Glass
Temperature range: 30-230 °C
Power control: Continuous
Flexible supply length: 2.5 m
Flexible supply connection: ¾"
Length of exhaust hose: 2.5 m
Internal diameter of exhaust hose: 19 mm
Filter material: Activated carbon with ion exchanger
Max. filter life: 1 year

Scope of delivery

BORA X BO Steam oven
X BO Spacer frame XBORS
X BO Stainless steel perforated baking tray XBOGBG
X BO Cooking grid XBOBGR
2x X BO Drip pan XBOUB
X BO Cleaning cartridge XBORK
X BO Odour filter XBOGF
Water supply hose 2.5 m
Water drain hose 2.5 m
Drainage filter
Operating and installation instructions
Installation accessories

Product information and planning tips

The appliance requires a fixed water connection.

The water supply pressure must be between 200 kPa (2 bar) and 600 kPa (6 bar). If the pressure is higher than 600 kPa (6 bar), a pressure reducer must be installed to ensure proper operation of the system.

The water discharge must be connected either to an exposed or concealed siphon with a fixed hose connection or to the siphon connection of the sink.

BORA X BO steam oven

[> Web link](#)

In the case of a concealed appliance, the water inlet shut-off valve and the siphon must be easily accessible.

The appliance must be installed in a unit without a rear wall.

A minimum of 160 cm of ventilation must be provided in the cabinet element.

The rear wall of the appliance must be at least 30 mm from the wall.

The power cord must be provided by the customer.

Menu languages on first deliveries: German and English. French and Italian available from March 2023. Via software update via Wi-Fi.

Accessory

You can find the complete range of accessories here [> Weblink](#)

Optional accessories



40.002.408.00 / CHF
1994.-
BORA multi drawer
MSS290, set MS290 &
MSF290



40.002.406.00 / CHF
1864.-
BORA multi drawer
MS290



40.002.407.00 / CHF
1789.-
BORA multi drawer
MSS140, set MS140 &
MSF140



40.002.405.00 / CHF
1684.-
BORA multi drawer
MS140



40.002.541.00 / CHF
148.-
universal tray deep



40.002.404.00 / CHF
129.-
BORA universal tray
XBOUB for BORA X BO

Compatible Articles



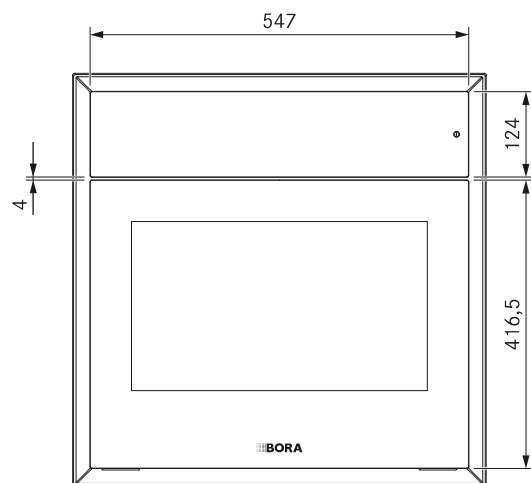
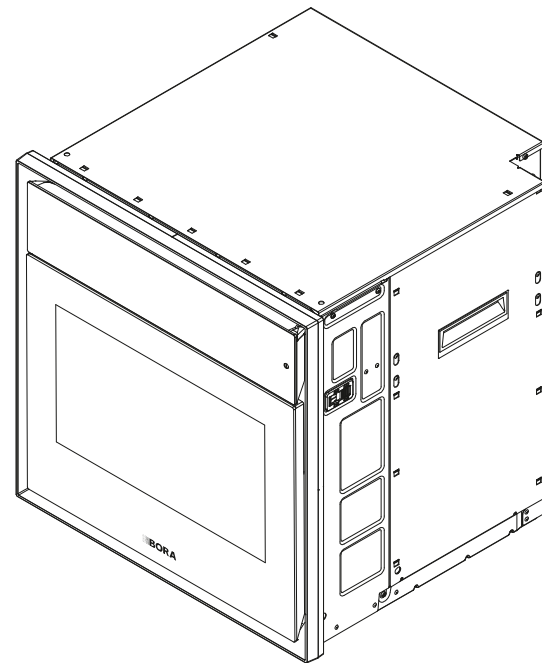
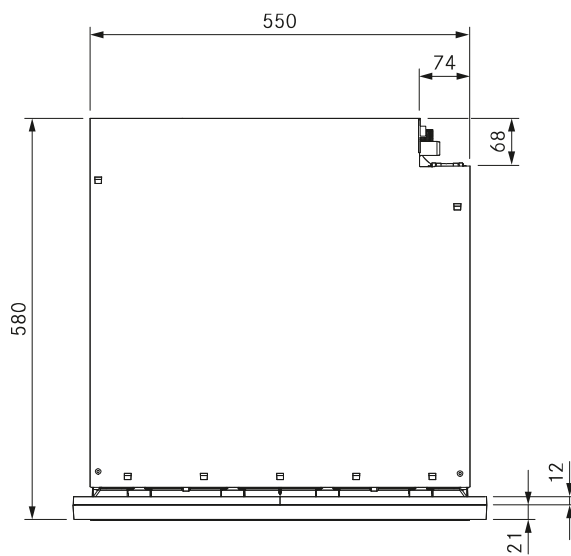
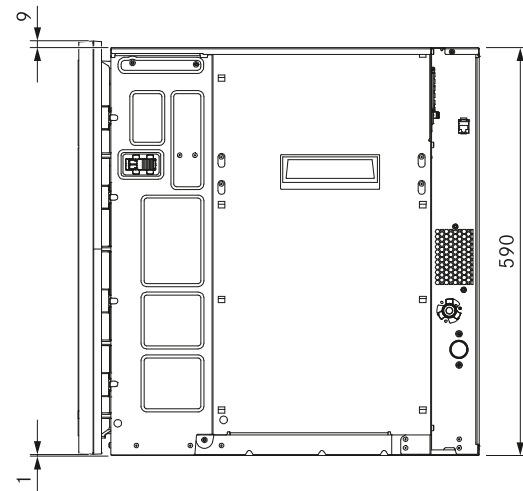
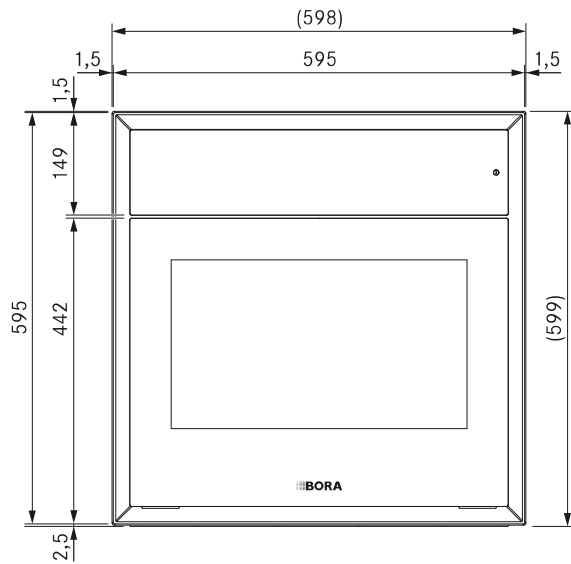
40.002.408.00 / CHF
1994.-
BORA multi drawer
MSS290, set MS290 &
MSF290



40.002.407.00 / CHF
1789.-
BORA multi drawer
MSS140, set MS140 &
MSF140

XBO

BORA X BO steam oven



Technical data

Multiphase supply voltage	380 – 415 V 2N
Single-phase supply voltage	220 – 240 V
Frequency	50 Hz
Maximum power consumption	6,1 kW
Two-phase power supply/fuse protection	2 x 16 A
Single-phase power supply/fuse protection	1 x 16 A
Dimensions (width x height x depth)	598 x 599 x 580 mm
Dimensions oven chamber (width x height x depth)	480 x 308 x 405 mm
Oven chamber volume	53 l
Number of shelf levels	3
Weight (incl. accessories/packaging)	62 kg
Weight	47 kg
Surface material	Glass
Temperature control range	30 – 230 °C
Power control	Freely adjustable
Length inlet tube	2,5 m
Connection inlet tube	3/4"
Length drain hose	2,5 m
Inside diameter drain hose	19 mm
Filter material	Activated charcoal filter with ion exchanger
Maximum filter service life	1 year

Product description

- Top performance / best cooking results
- Cleaning made easy
- Perfect design
- Simple operation
- Fresh air and clear view
- Foldable 19-inch full-graphic touch display
- Clear view thanks to BORA Clear View automatic steam extraction before the door is opened
- BORA Smart Open – automatic door opening after BORA Clear View steam extraction
- Innovative, fully automatic cleaning of the cooking chamber
- eSwap – easy filter change from the front by simply lifting up the display flap

Operation

- Foldable 19-inch full-graphic touch display
- Practical information
- Food recommendations according to potential nutritional goals
- First steps
- First dishes
- Presets
- Favourites
- View change enables selection of favourite operating panel
- Create and save customised programmes
- Leave message for other users

Features / Functions

- Four-point food thermometer to determine precisely when food is cooked and interconnected automatic cut-off
- Clear view thanks to BORA Clear View automatic steam extraction before the door is opened
- BORA Smart Open – automatic door opening after BORA Clear View steam extraction
- Plumbed-in water connection
- High-performance heating combined with a powerful hot air fan for even cooking results and rapid adjustment
- X BO odour filter
- Manual cooking to individually adjust target humidity and temperature
- Automatic programmes
- LED multi-level lighting
- Multi-drawer connection for simplified and expanded control

Cleaning

- Innovative, fully automatic cleaning of the cooking chamber
- Quick clean
- Odour filter condition
- Efficient drying, no wiping

Cooking methods

- Hot air from 30 – 230°C
- Humidity adjustable in the range of 100% / 80% / 60% / 40% / 20%
- Dehumidification adjustable in the range -20% / -40% / -60% / -80% / -100%
- Roast
- Baking incl. steam burst and adjustable water quantities
- Scaloped
- Braise
- Steam cooking
- Steaming
- Boiling
- Simmer
- Sous-Vide-cooking
- Low-temperature cooking
- Defrost
- Regenerate (warm up)

Operating modes

- Automatic cooking – pre-installed recipe-based automatic programmes – create your own programmes
- Manual cooking – freely selectable temperature and humidity settings

Safety

- Temperature protection
- safety shut-down
- control lock
- childproofing feature

Scope of delivery

- X BO steam oven
- X BO frame spacer
- X BO non-perforated stainless steel steamer tray
- X BO perforated stainless steel steamer tray
- X BO oven rack
- X BO universal tray
- X BO cleaning cartridge
- X BO odour filter
- Water inlet tube
- Length drain tube
- Drain sieve
- Operating and installation instructions
- Mounting accessories

Accessories

- X BO frame spacer XBORS
- X BO cleaning cartridge (6 pce.) XBORK/6
- X BO cleaning cartridge (12 pce.) XBORK/12
- X BO non-perforated stainless steel steamer tray XBOGBU
- X BO perforated stainless steel steamer tray XBOGBG
- X BO oven rack XBOBGR
- X BO universal tray XBOUB
- X BO odour filter XBOGF
- X BO kit for installation in floor unit XBOMSU

Product- and planning instructions

- The appliance must have a mains water connection.
- The inlet water pressure must be between 200 kPa (2 bar) and 600 kPa (6 bar). If the pressure is more than 600 kPa (6 bar), a pressure reducer must be installed for proper operation.
- The water outlet pipe must either be connected to a surface or flush-mounted trap with a permanent hose connection, or to the appliance connection on the sink trap.
- The stopcock for the fresh water connection and trap must be easily accessible when there are built-in appliances.
- The back panel of the kitchen unit must not be fitted behind the appliance.
- An unobstructed ventilation cross-section of at least 160 cm² must be provided in the unit.
- A minimum distance of 30 mm is to be maintained between the back of the appliance and any adjacent structure.
- The connection cable must be provided at the installation site